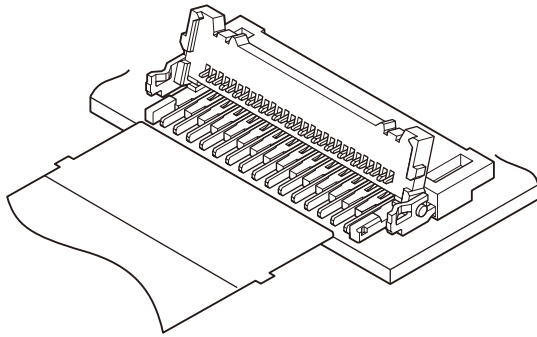


# FXW CONNECTOR

0.3mm pitch/Connectors for FPC



**This low-profile FPC connector with a mounting height of 1.0mm for normal type has a Double ZIF Flip-lock slider structure.**

- Low-profile (1.0mm height) & adoption of Double ZIF structure
- One-touch sliding operation of Molded Cover
- Heat resisting design suitable for surface mounting
- FPC with protrusions

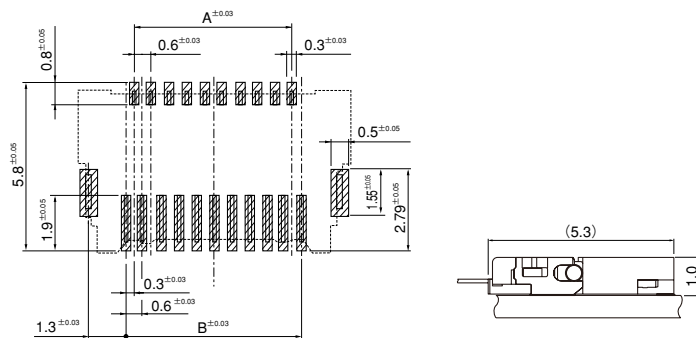
## Specifications

- Current rating: 0.2A AC, DC
- Voltage rating: 50V AC, DC
- Temperature range: -25°C to +85°C  
(including temperature rise in applying electrical current)
- Contact resistance: Initial value/100m Ω max.  
After environmental testing/60m Ω max.  
(variation from initial value)
- Withstanding voltage: 200V AC/minute
- Applicable FPC: Conductor pitch/0.3mm  
<0.6mm pitch staggered>  
Conductor width/0.3mm  
Mating part thickness/0.12±0.03mm
- \* Compliant with RoHS.
- \* Refer to "General Instruction and Notice when using Terminals and Connectors" at the end of this catalog.
- \* Contact JST for details.

## Standards

Recognized E60389

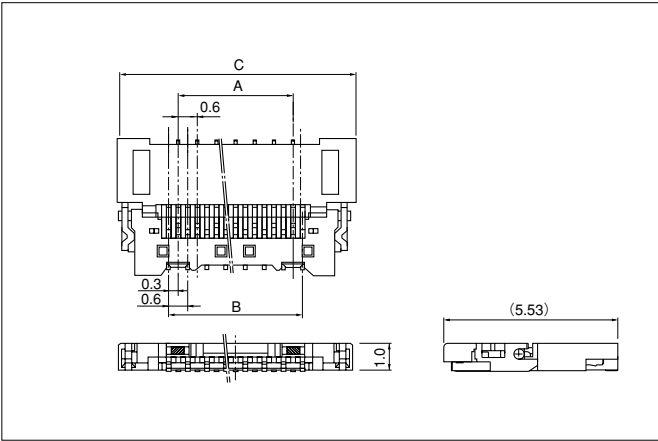
### PC board layout (viewed from component side) and Assembly layout



- Note: 1. Tolerances are non-cumulative: ±0.03mm for all centers.  
2. The dimensions above should serve as a guideline. Contact JST for details.

# FXW CONNECTOR

## Connector



Circuits	Model No.	Dimensions (mm)			Q'ty / reel
		A	B	C	
25	25FXW-SM1-G-S-TB	6.6	7.2	10.4	5,000
29	29FXW-SM1-G-S-TB	7.8	8.4	11.6	5,000

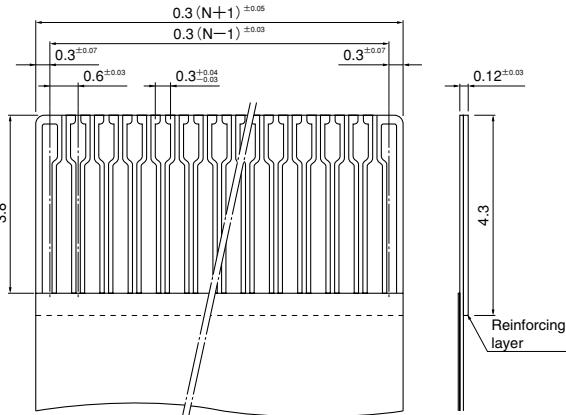
### Material and Finish

Contact: Copper alloy, nickel-undercoated, gold-plated  
 Housing: Heat resisting resin, UL94V-0  
 Solder tab: Copper alloy, copper-undercoated, tin-plated (reflow treatment)  
 Cover: Heat resisting resin, UL94V-0

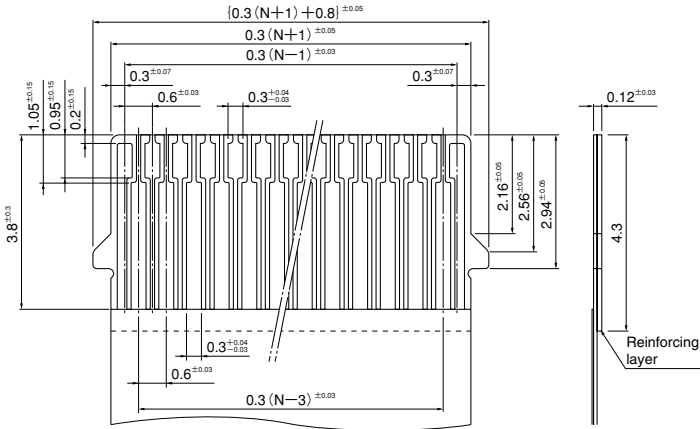
**RoHS compliance** This product displays (LF)(SN) on a label.

## Lead section dimensions of FPC

### Straight type



### <With protrusions>



Note: N--Number of circuits